



9931 S. 136th Street
Suite 100
Omaha, NE 68138-3936
402-592-7077
Toll-Free 800-468-6344
Fax 402-592-7969
www.rewardwalls.com

Bracing, Alignment and Scaffolding Equipment

Description:

The Reward Bracing, Alignment, and Scaffolding Equipment (rBase) system is a product designed for use in insulating concrete form (ICF) wall forming applications.

Application:

The rBase system allows the contractor the means to build Reward walls fast and straight, while ensuring a safe work environment and providing a professional job site appearance. The entire lightweight reusable system is easily assembled and disassembled for convenient transport from job site to job site.

Components:

Standard rBase—

Aluminum Strongback – 8', 9', 10', & 12'

Diagonal Turnbuckle Brace – 7' to 11'

Fine adjustment to 6"

Macro adjustment to 24"

Base Plate HD Clips with Hardware

Platform Bracket

Guardrail Post Assembly

Weight:

8' with guardrail—43 lbs.

8' without guardrail—39 lbs.

9' with guardrail—44lbs.

9' without guardrail—40 lbs.

10' with guardrail—45 lbs.

10' without guardrail—41 lbs.

12' with guardrail—48 lbs.

12' without guardrail—44 lbs.

Tall Wall rBase—

- As easy to use as standard rBase
- For 16' walls, fasten two 8' aluminum strongbacks together
- For 20' walls, fasten two 10' aluminum strongbacks together
- For 24' walls, fasten two 12' aluminum strongbacks together
- For walls 16' and higher, use a heavy-duty turnbuckle
- For walls 20' and higher, use a heavy-duty turnbuckle with midspan

Corner rBase—

- Structural grade 3" x 3" x 1/4" extruded aluminum strongback
- Designed for use with current rBase turnbuckle braces and pins
- Durable base plate with three 1/4" anchoring holes for stability
- Sold separately or with turnbuckle braces
- Available in lengths of 8', 10', and 12'
- Good for either 90° or 45° corners

Accessories:

24" & 48" Aluminum Strongback Channel Extensions

Strongback Extension Coupler

Guardrail Post Assembly

9/16" x 3" Hinge Pin

Hairpin Clip

5' & 7' Midspans

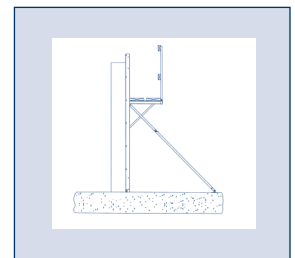
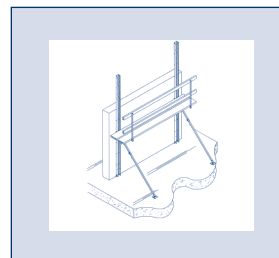
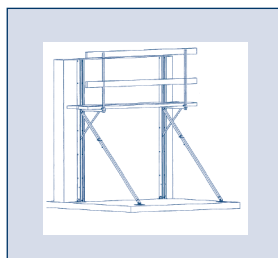
10' to 16' Tall Wall Turnbuckle

12' to 20' Tall Wall Turnbuckle

16' to 24' Tall Wall Turnbuckle

Safety and Benefits:

- Engineered bracing and scaffolding system
- OSHA compliant
- More stable than wood scaffolding
- Quick to set up
- Lightweight
- Reusable
- Easy alignment with turnbuckle
- Quick-to-use hairpin clips
- Saves time over building wooden scaffolding
- Platform bracket that is faster and easier to assemble
- Same components can be reconfigured according to wall height up to 24'





Standard 8' rBase Assembly



9931 S. 136th Street
Suite 100
Omaha, NE 68138-3936
402-592-7077
Toll-Free 800-468-6344
Fax 402-592-7969
www.rewardwalls.com

